

DURALIFT

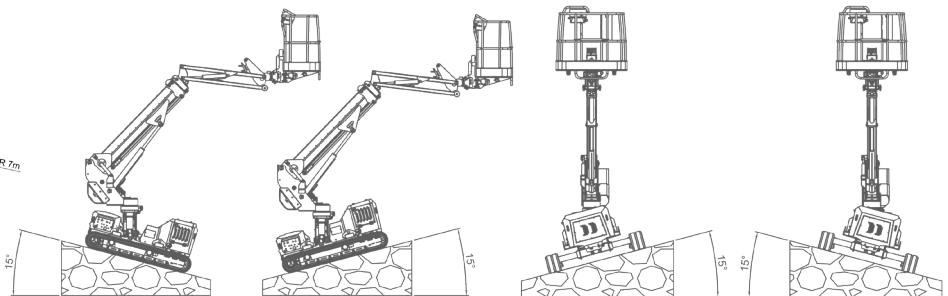
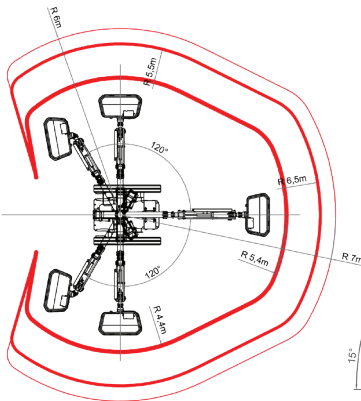
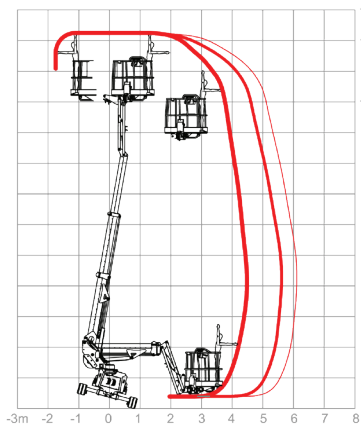
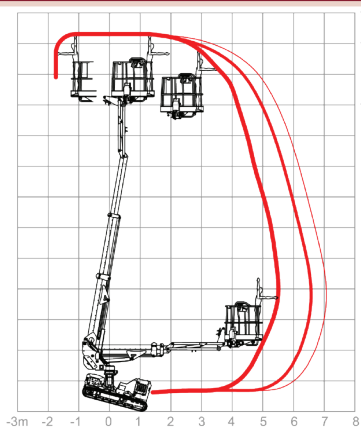
ELEVATED WORK PLATFORM HIRE

SPECIFICATION SHEET

KNUCKLE BOOM

12.2m TRACKED/JIBBI 1250

- 80 kg
- 120 kg
- 230 kg



SPECIFICATIONS

MEASUREMENTS

Platform Height	10.2m
Working Height	12.2m
Maximum Horizontal Outreach	5.4 - 7m
Platform Capacity	80 - 230kg
Platform Size	0.7m (wide) x 1.4m (length)
Gradeability and Side Slope	25°

PRODUCTIVITY

Slewing Angle	220° Slewing rotation
Drive Speed	2.5km/h
Rotation Angle	+/- 110°
Stowed Size	3.7m (length) x 1.98m (height)
Overall Width	1.95m (tracks out), 1.15m (tracks in)
Levelling	+/- 15° (longitud. & lateral), +/- 22° (mix)
Detachable Platform/Basket	
Platform Rotation Angle	+/- 70°

POWER

Diesel fuel Tank Capacity	24L
---------------------------	-----

WEIGHT

Weight	2,880 kg
--------	----------

Ultrasonic Collision System: An acoustic alarm that warns of approaching obstacles or impediments above or below the basket/platform when the machine is operating vertically.