

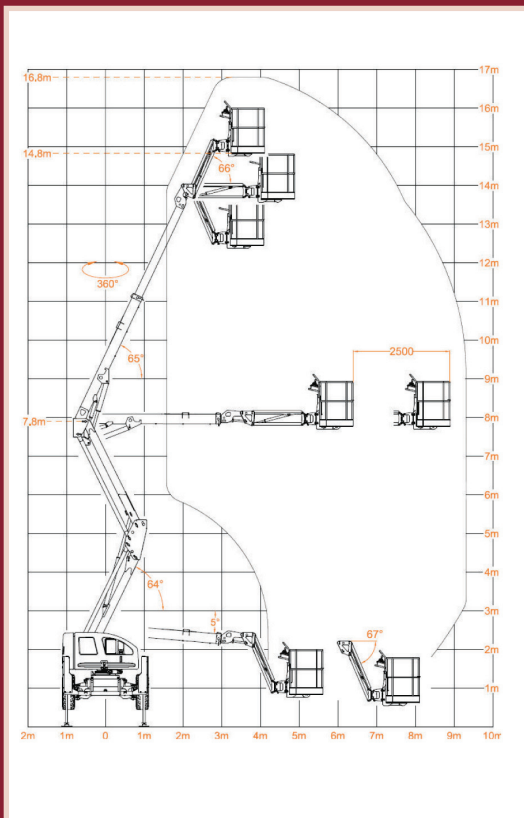
DURALIFT

ELEVATED WORK PLATFORM HIRE

SPECIFICATION SHEET

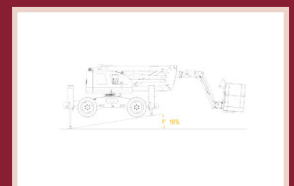
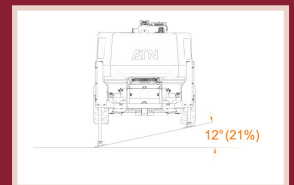
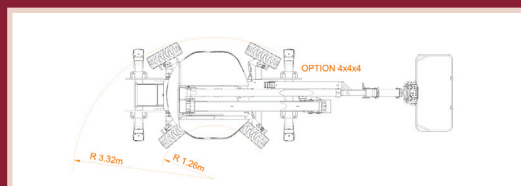
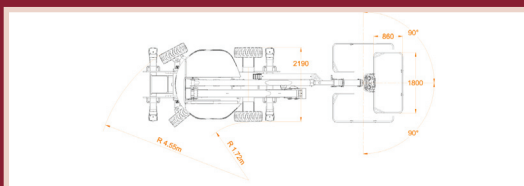
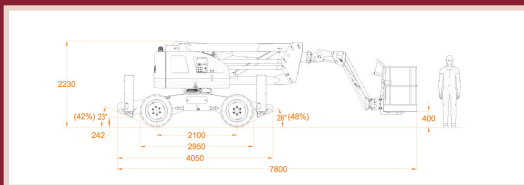
KNUCKLE BOOM

16.8m/ZEBRA 16RT



SPECIFICATION

MEASUREMENTS	Metric
Max working height	16.80 m
Max horizontal outreach	9.40 m
Max SWL	230 kg
Weight	8050 kg (8200 kg 4WS)
Turret rotation	360 °
Basket rotation	180 °
Ground pressure driving (approx)	1422 kN/m ²
Max stabiliser force	35.61 kN
Max stabiliser pressure (std foot pad)	667 kN/m ²
Traic load (live load) travelling (stowed)	kN/m ²
Traic load (live load) stabilised wide	kN/m ²
Auto levelling	Std
Max permissible tilt	5 °
Max slope for stabilisers (no extra pads)	12 ° x 9 °
Gradeability lengthwise	23 °
Gradeability sideways	23 °
Standard power source	Kubota 35 Hp Diesel
Drive Speed	6km/h
Electric emergency lowering	Optional



www.duralift.com



1300 580 580