

# DURALIFT

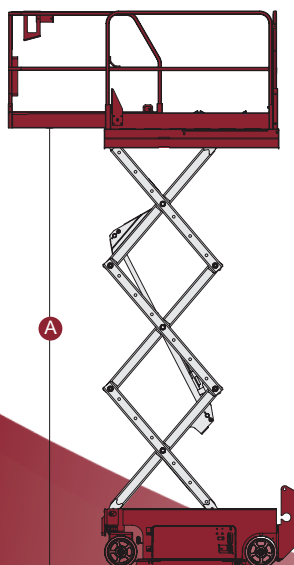
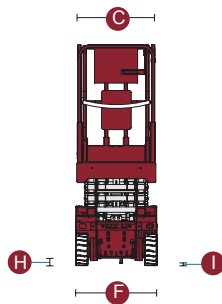
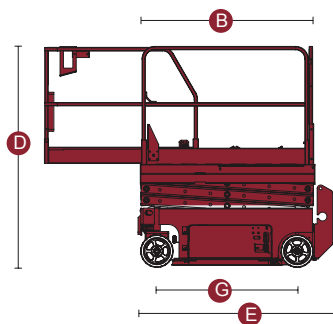
ELEVATED WORK PLATFORM HIRE

PHONE 1300 580 580

## SPECIFICATION SHEET

3 2 f t E L E C T R I C

# SCISSOR LIFT



## Specifications

MODELS	GS™-3246	
MEASUREMENTS	Metric	US
Working height max*	11.52 m	38 ft
<b>A</b> Platform height max	9.7 m	32 ft
<b>B</b> Platform length - outside	226 cm	89 in
extended	318 cm	125 in
<b>C</b> Platform width - outside	115 cm	45.3 in
Guardrail height	1.09 m	3 ft 7 in
Roll-out platform extension	91 cm	36 in
Toeboard height	15 cm	6 in
Height - stowed: platform	128.3 m	50.5 in
<b>D</b> folding guardrails	239 cm	94 in
rails folded	180 cm	71 in
<b>E</b> Length - stowed	241 cm	95 in
extended	3.30 m	10 ft 10.5 in
<b>F</b> Width	117 cm	46 in
<b>G</b> Wheelbase	185 cm	73 in
<b>H</b> Ground clearance - centre	10 cm	4 in
<b>I</b> - with pothole guards deployed	19 cm	0.75 in

PRODUCTIVITY		
Lift capacity	318 kg	700 lbs
Drive speed - stowed	3.7 km/h	2.2 mph
Drive speed - raised	0.8 km/h	0.5 mph
Gradeability	25%/14°	25%/14°
Turning radius - inside	zero	zero
Turning radius - outside	229 cm	90 in
Raise / lower speed	57 / 40 sec	57 / 40 sec
Controls	proportional	
Drive	dual front wheel	
Multiple disc brakes	dual rear wheel	
Tyres - solid non-marking	38 x 13 x 28 cm 15 x 5 x 11 in	

POWER		
Power source	24 V (4 6V 225 Ah batteries)	
Hydraulic system capacity	26.5 L	7.0 gal

WEIGHT		
CE	2,812 kg	6,200 lbs

STANDARDS COMPLIANCE		
ANSI/SIA A92.6		
CSA CAN3-B354.2-M82		
CE compliance option		
AS 1418.10		

\* Weight will vary depending on options and/or country standards

## Features

### STANDARD FEATURES

#### MEASUREMENTS

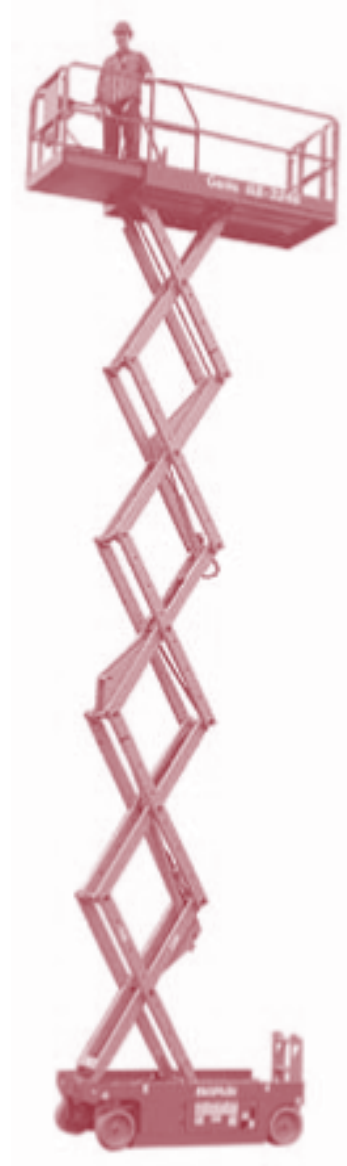
- 11.75 m (38 ft) working height
- Up to 318 kg (700 lbs) lift height

#### PRODUCTIVITY

- 33.46 cm (36 in) roll-out platform extension
- Proportional controls for lift and drive functions
- AC wiring to platform
- Multiple disc brakes provide smooth deceleration
- Manual platform lowering valve
- Tilt sensor with an audible alarm
- Lift points
- Emergency stop switches at both platform and ground controls
- Automatic 25 amp battery charger
- Manual brake release
- Non-marking tyres
- Hour meter
- Platform swing gate
- Dual flashing beacons (standard)

#### POWER

- 24V (4 6V 225AH batteries) (all models)



### OPTIONS & ACCESSORIES

#### PRODUCTIVITY

- Automotive horn
- Motion alarm
- Air line to platform
- Maintenance-free batteries
- Platform work lights