

# DURALIFT

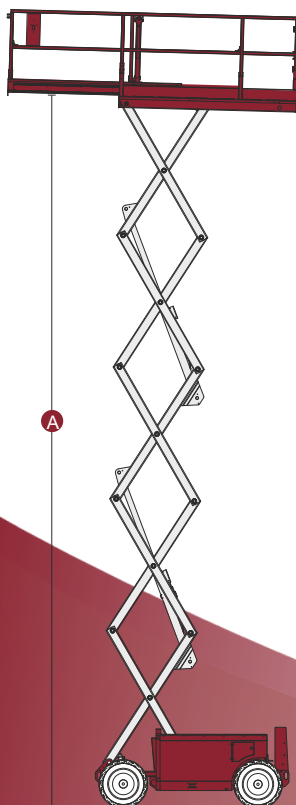
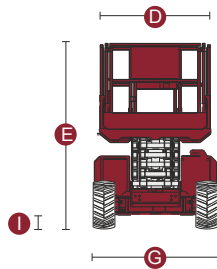
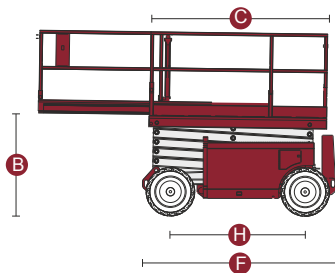
ELEVATED WORK PLATFORM HIRE

PHONE 1300 580 580

## SPECIFICATION SHEET

2 6 f t D I E S E L

# SCISSOR LIFT



## Specifications

MODELS	GS™-2668 RT	
MEASUREMENTS	Metric	US
Working height maximum*	9.92 m	32 ft
<b>A</b> Platform height maximum	7.92 m	26 ft
<b>B</b> Platform height - stowed	1.19 m	3 ft 10.75 in
<b>C</b> Platform length - outside	2.51 m	8 ft 3 in
extended	3.96 m	13 ft
Slide-out platform extension deck	1.52 m	5 ft
<b>D</b> Platform width - outside	1.55 m	5 ft 1 in
Toeboard height	0.15 m	6 in
<b>E</b> Height - stowed**	2.32 m	7 ft 7.5 in
rails lowered	1.70 m	5 ft 7 in
<b>F</b> Length - stowed with outriggers	3.38 m	11 ft 3 in
<b>G</b> Width	1.73 m	5 ft 8 in
<b>H</b> Wheelbase	1.85 m	6 ft 1 in
<b>I</b> Ground clearance - centre	0.20 m	8 in

PRODUCTIVITY		
Maximum platform		
- indoor	4	4
- outdoor	4	4
Lift capacity	567 kg	1,250 lbs
Extension deck capacity	136 kg	300 lbs
Drive speed - stowed	6.1 km/h	3.8 mph
Drive speed - raised	0.8 km/h	0.5 mph
Gradeability - stowed****	35%	35%
Maximum Outrigger leveling:		
front to back	6.6°	6.6°
side to side	10.6°	10.6°
Turning radius - inside	1.52 m	5 ft
Turning radius - outside	3.68 m	12 ft 1 in
Raise/lower speed	30 / 35 sec	30 / 35 sec
Controls	proportional	
Drive	four wheel	
Tyres - rough terrain	30 x 60 cm	12 x 23.5 in

POWER		
Power source	Kubota D-1105 Diesel 24.9 hp	
Fuel tank capacity	56.8 L	15 gal
Hydraulic system capacity	62.5 L	16.5 gal

WEIGHT		
with outriggers	3,415 kg	7,529 lbs



## Features

### STANDARD FEATURES

#### MEASUREMENTS

##### GS™ -2668RT

- 9.92 m (32 ft) working height
- Up to 567 kg (1,250 lb) lift capacity

#### PRODUCTIVITY

- 2.51 m x 1.55 m (8 ft 3 in x 5 ft 1 in) steel frame platform with replaceable diamond plate aluminum deck
- 1.52 m (5 ft) extension deck
- Automatic leveling hydraulic outriggers
- Folding guardrails
- Proportional lift and drive
- Full height swing gate
- 4WD
- Positive traction control
- Four-wheel braking
- Swing-out engine tray
- Foam-filled rough terrain tyres
- Tilt alarm
- Descent alarm
- Horn
- Hour meter
- Dual flashing beacons
- Motion alarm

#### POWER

- Kubota diesel 18.6 kW (24.9 hp)

