

DURALIFT

ELEVATED WORK PLATFORM HIRE

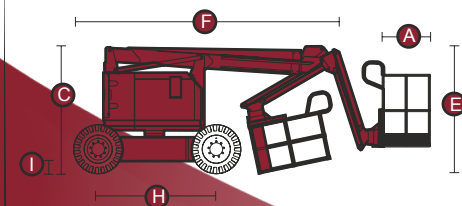
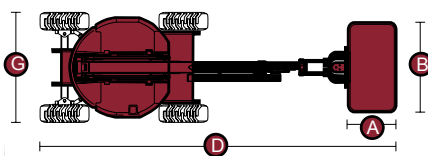
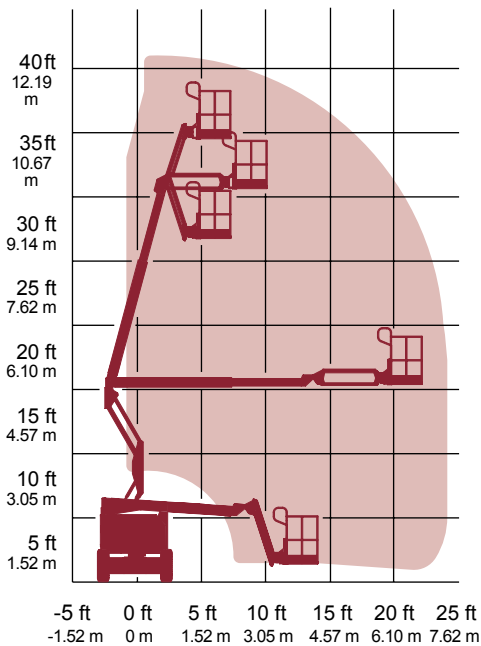
PHONE 1300 580 580

SPECIFICATION SHEET

3 4 f t D I E S E L

KNUCKLE BOOM

RANGE OF MOTION Z™ -34/22



Specifications

MODELS Z™-34/22 IC 4WD

MEASUREMENTS	Metric	US
Working height	12.4 m	40 ft 8 in
Platform height	10.6 m	34 ft 8 in
Horizontal reach	6.8 m	22 ft 4 in
Up and over clearance - at platform	4.6 m	15 ft
A Platform length	76 cm	30 in
B Platform width	1.42 m	56 in
C Height - stowed	2 m	6 ft 8 in
D Length - stowed	5.7 m	18 ft 7 in
E Storage height	2.26 m	7 ft 6 in
F Storage length	4.1 m	13 ft 6 in
G Width	1.78 m	5 ft 10 in
H Wheelbase	1.88 m	6 ft 2 in
I Ground clearance	17 cm	6 1/2 in

PRODUCTIVITY

Lift capacity	227 kg	500 lbs
Platform rotation	160	160°
Vertical jib rotation	144°	144°
Turntable rotation	355°	355°
Turntable tailswing	zero	zero
Drive speed - stowed	0-7.2 km/h	0- 4.5 mph
Drive speed - raised or extended	1.1 km/h	0.6 mph
Gradeability*	45%	45%
Turning radius - inside	1.73 m	5 ft 8 in
Turning radius - outside	4 m	13 ft 1 in
Controls	proportional	proportional
Tyres	10-16.5 rough terrain	10-16.5 rough terrain

POWER

Power source	Kubota Diesel 19.4 kw	Kubota Diesel 19.4 kw (26 hp) (26 hp)
Hydraulic tank capacity	68 L	18 gal
Fuel tank capacity	44 L	11.5 gal

WEIGHT

Weight	4,854 kg	10,500 lb
--------	----------	-----------

STANDARDS COMPLIANCE

ANSI/SIA A92.5
 CSA/CAN3-B354.4-M82
 CE compliance option
 AS 1418.10